


## Unit 3 CIVIL LIBERTIES and CIVIL RIGHTS


CITIZENU.ORG

### 3.5 Second Amendment: Right to Bear Arms

Weapon of choice as the Second Amendment is ratified in 1791...



Weapon of choice as we uphold the Second Amendment...



*Stigels*  
© 2011 CREATORS.COM  
WWW.TIME2CHANGE.COM

#### ESSENTIALS


1. Constitutional interpretation of individual liberty changes over time.
2. The Supreme Court's decisions on the Second Amendment rest upon its constitutional interpretation of individual liberty.
3. In *McDonald v. Chicago* (2010) the Supreme Court applied the protection of the Second Amendment to the states.

1. What is the underlying idea of this cartoon?
2. The NRA is a powerful interest group in American politics. How many members does the NRA claim? What makes them so powerful? Why has the Second Amendment taken on larger than life proportions?

The precedent in *McDonald* probably does not happen without the case *Heller v. District of Columbia* (2008). Explain the importance of the *Heller* decision. Did the Supreme Court get this right? Explain.

How has gun policy become a *wedge* issue in American politics? Investigate how guns impact voting behavior.

A.



B.



1. State the main idea of each cartoon.

A.

B.

2. Explain the political ideology as demonstrated in each of the cartoons. Which of the cartoons would you most likely see on the wall of the justices who formed the majority in the McDonald case. Explain.

## QUANTITATIVE ANALYSIS

“Do you favor or oppose stricter gun control laws?”

| 8/15 – 18/2019 | Favor % | Oppose % | Unsure % |
|----------------|---------|----------|----------|
| Men            | 52      | 45       | 3        |
| Women          | 69      | 26       | 5        |
| Democrats      | 85      | 12       | 2        |
| Independents   | 58      | 38       | 4        |
| Republicans    | 39      | 57       | 4        |

Source: CNN Poll conducted by SSRS. August 15-18, 2019.  
N=1,001 adults nationwide. Margin of error +/- 3.7

- Identify the issue that the greatest percentage of Democrats believe should be a top priority, according to the data.
- Describe a difference between Democrats and Republicans in which issues they believe should be a top priority.
- Draw a conclusion about why the parties differ on the issues shown in the data.
- Explain how the data in the chart could be used by candidates running for office.